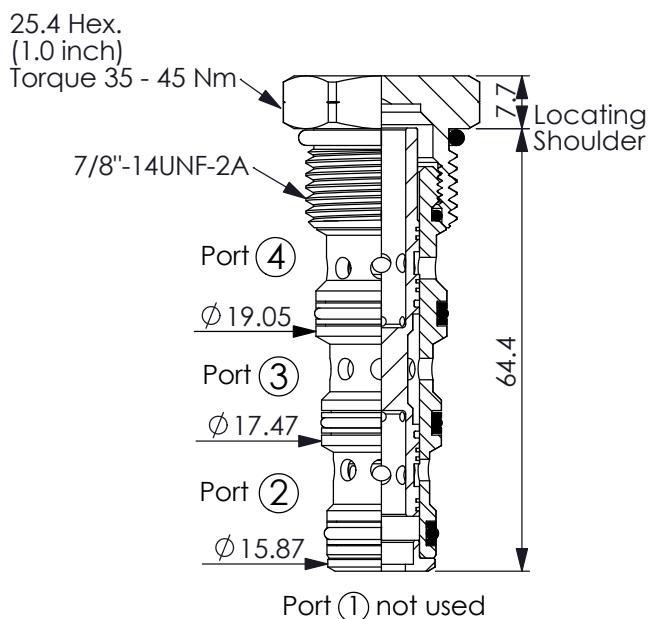


FLOW DIVIDER VALVE

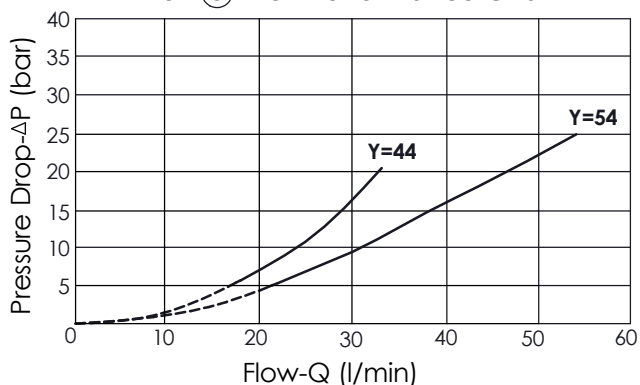
Ordering Code: **FD-10W-X-Y-Z**



UNIT:mm

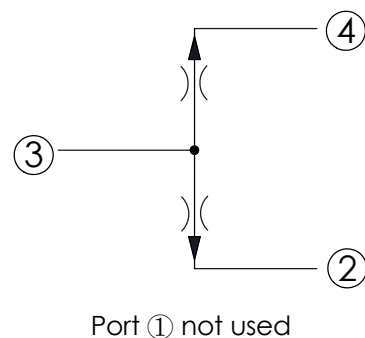
- (1)The FD10W-41 will divide inlet flow from port ③ to port ② and port ④ , based on the ratio specified,regardless of operating pressure.
(2)Should either port ② or port ④ become blocked in flow division mode.
(3)NOTE:Flow combining is not permitted.

Port ③ Inlet Performance Chart



Y	NOMINAL CAPACITY	
37	15 - 37 LPM	Ratio 50:50
44	18 - 44 LPM	Ratio 50:50
54	22 - 54 LPM	Ratio 50:50

· Other ratio options available;consult factory
*Note: Please make sure the flow dividing at port ③ are in the flow range. If the flow exceed the maximum range, risk may be able to damage valve, and leads abnormally flow dividing. If the flow is lower than the minimum range, the accuracy will reduce substantially.



TECHNICAL DATA

Pressure min-max:	10 - 350	bar
Rated Inlet Flow:	54	l/min
Cavity-Tooling:	10W-4	
Installation torque:	35 - 45	Nm
Weight:	0.11	kg

Flow Accuracy: 10% from 40-100% of Max. Inlet flow

Hydraulic Fluid Viscosity · Cleanliness · Temperature Level:
Please refer WINNER technical information.
(T.101.101.E HYDRAULIC FLUID (A) VISCOSITY)
(T.101.102.E HYDRAULIC FLUID (B) CLEANLINESS)
(T.101.103.E HYDRAULIC FLUID (C) TEMPERATURE)

Mounting Position: unrestricted

X	OPERATION	
41	4 Ports;Flow Divider	

Z	OPTION	
N	Non-adjustable	