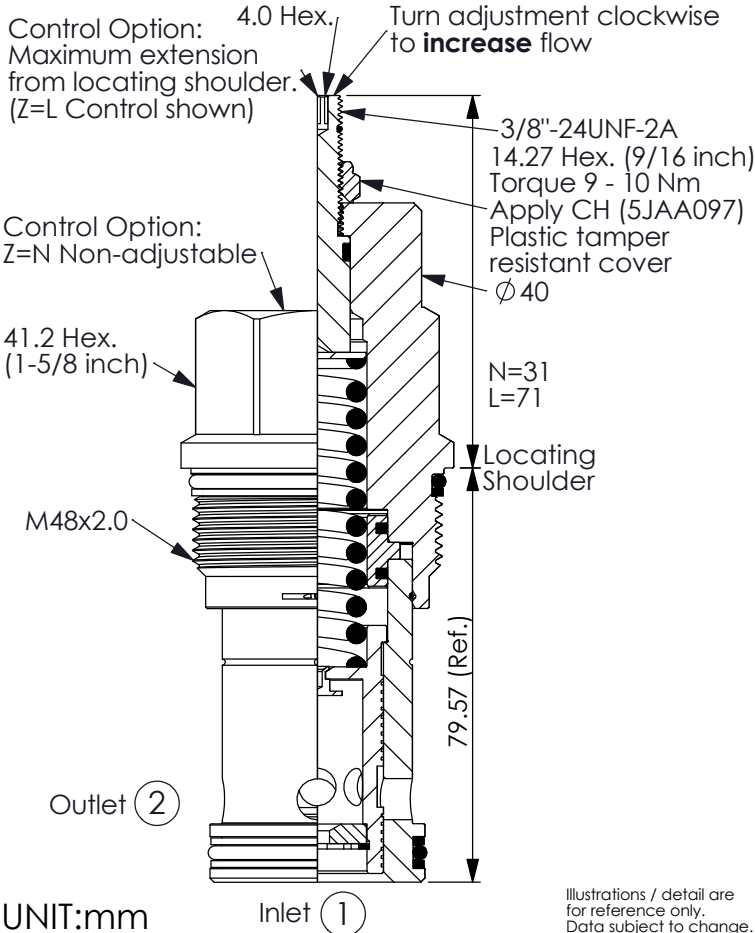


FLOW CONTROL VALVE (Fixed Orifice, Pressure Compensated)

Ordering Code: **FR-18A-X-Y-Z**



TECHNICAL DATA

Pressure min-max:	10 - 350	bar
Rated flow:	1 - 200	l/min
Cavity-Tooling:	18A-2 (18AB-2)	
Installation torque:	465 - 500	Nm
Weight:	0.915(Z=N)	kg


X OPERATION

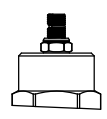
2F Fixed Setting

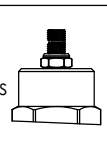
· If a momentary impact pressure is needed in the application, please consult our sales department.

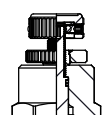
Z OPTIONS

N Non-adjustable 

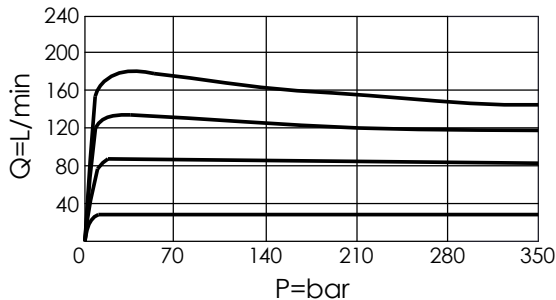
NP Non-adjustable
With stainless steel
external metal components
(Buna-N Seal) 

L Leakproof hex.
socket screw.
(Adjustment Ranges
Approx. ±20%) 

LP Leakproof hex.
socket screw.
With stainless steel
external metal components
(Adjustment Ranges
Approx. ±20%) 

K Handknob with
Lock Knob.
(Order Code: 6ZAK001) 

Typical Performance



Y FLOW SETTING

0010	1.0 LPM
0820	82.0 LPM
1125	112.5 LPM
1180	118.0 LPM
1200	120.0 LPM
1300	130.0 LPM
1890	189.0 LPM

- Factory set flow ratings are within ±10% of the requested setting
- Customer must specify a flow rating
- If you need specific flow accuracy, please contact WINNER's sales department