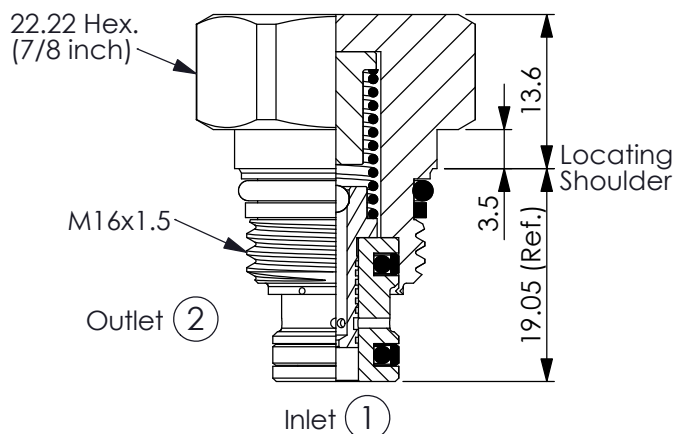


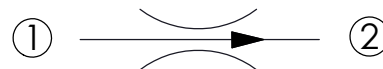
FLOW CONTROL VALVE (Fixed Orifice, Pressure Compensated)

Ordering Code: **FR-8A-X-Y-Z**



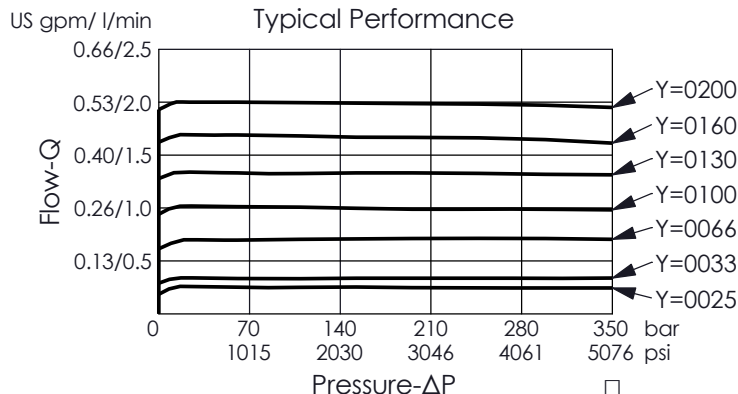
UNIT:mm

Illustrations / detail are
for reference only.
Data subject to change.



TECHNICAL DATA

Pressure min-max:	10 - 350	bar
Rated flow:	0.25 - 2	l/min
Cavity-Tooling:	8A-2	
Installation torque:	27 - 33	Nm
Weight:	0.054	kg



X OPERATION

2F Fixed Setting

• If a momentary impact pressure is needed in the application, please contact the Winner sales department.

Y FLOW SETTING

0025	0.25 LPM (±0.032 LPM)
0033	0.33 LPM (±0.040 LPM)
0066	0.66 LPM (±0.048 LPM)
0100	1.0 LPM (±0.048 LPM)
0130	1.3 LPM (±0.064 LPM)
0160	1.6 LPM (±0.064 LPM)
0200	2.0 LPM (±0.072 LPM)

- If you need specific flow accuracy, please contact the Winner sales department.
- The flow tolerances is only for reference, as customers' using condition, pressure, flow, hydraulic fluid viscosity, cleanliness, temperature and so on are different, the curve or data will be different.

Z OPTIONS

N Non-adjustable

