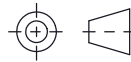
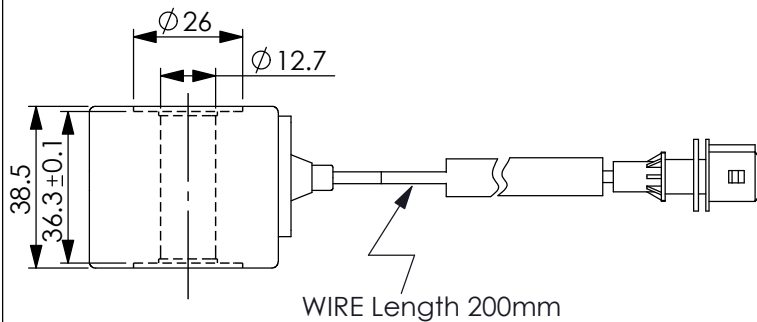
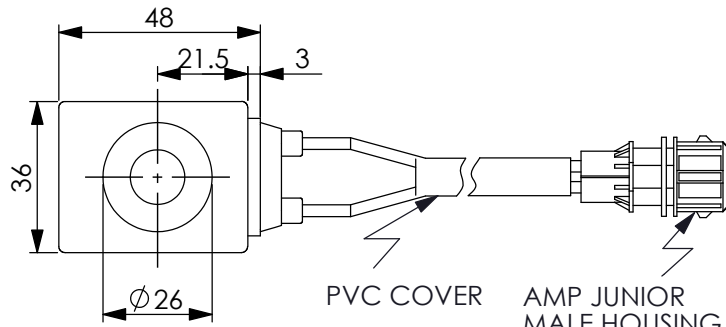


## SOLENOID OPERATED VALVE Continuous Duty Coils-ED 100%

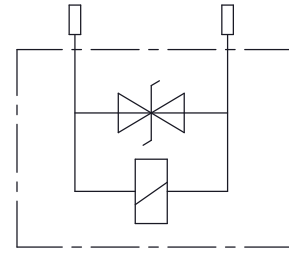
Ordering Code: **EC-04W-X-Y-Z-B200-B**



Illustrations / detail are for reference only. Data subject to change.

UNIT:mm

B Circuit with TVS Diodes



### TECHNICAL DATA

Weight: 0.22 kg

HEAT INSULATION CLASS H:  
356°F (180°C)

Ambient temperature range:  
-22+140°F (-30+60°C)

Available on request:  
Different Voltages -  
Different connectors.

Inlet voltage fluctuations must not exceed  $\pm 10\%$  of nominal voltage to obtain correct operation and long life of coils.

Recommend :  
For proportional valve application.  
Please use the coil without VDR

**CE** approved, **UKCA** approved

X Power (W)			Y Connections		
200	20 Watt.		C	DOUBLE LEAD (L)	

Z	Voltage (V)	Resistance ( $\Omega$ )	Current (A)		
	Nominal	20~25 °C	Cold Coil	Hot Coil	
D	24V DC	28.6 $\pm$ 7%	0.88	0.53	
H	48V DC	110 $\pm$ 7%	0.45	0.28	