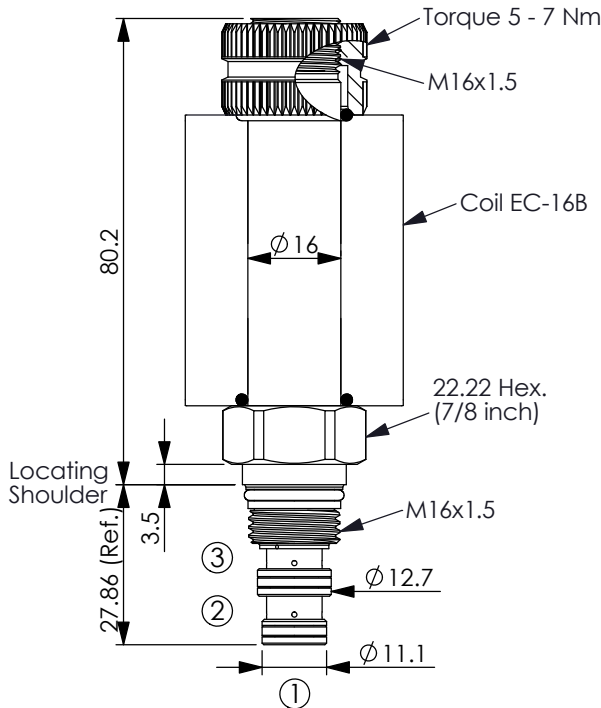
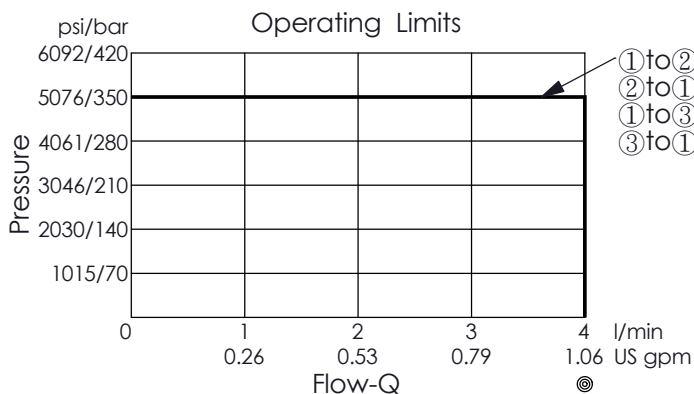
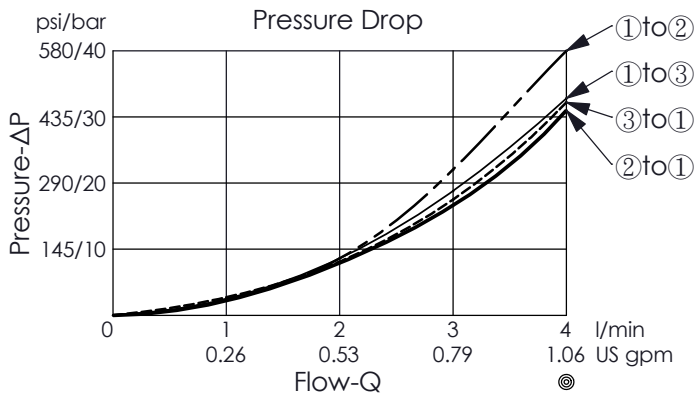


Ordering Code: **ES-9A-X-Y-Z-04**



UNIT:mm

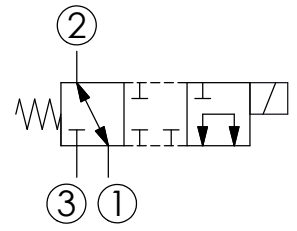
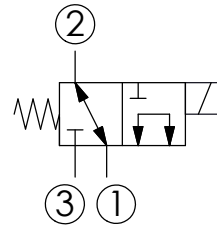
Illustrations / detail are for reference only. Data subject to change.



The performance curve or data is only for reference, as customers' using condition, pressure, flow, hydraulic fluid viscosity, cleanliness, temperature and so on are different, the curve or data will be different.

Rev.260611

TRANSITION:



### TECHNICAL DATA

Rated pressure:	350 bar
(Refer To Performance Chart)	
Rated flow:	1 l/min
(Refer To Performance Chart)	
Cavity-Tooling:	9A-3
Installation torque:	27 - 33 Nm
Weight:	0.149 (Z=N) kg

Hydraulic Fluid Viscosity · Cleanliness · Temperature Level:  
Please refer WINNER technical information.  
( T.101.101.E HYDRAULIC FLUID (A) VISCOSITY )  
( T.101.102.E HYDRAULIC FLUID (B) CLEANLINESS )  
( T.101.103.E HYDRAULIC FLUID (C) TEMPERATURE )

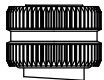
Minimum Voltage Required:  
90 % of nominal

Coils must be ordered separately

Mounting Position: unrestricted

<b>X</b>	<b>STRUCTURE</b>
<b>3C</b>	3 Ports · 26 Watt. Coil Ø 16 mm tube

<b>Y</b>	<b>OPERATION</b>
<b>11</b>	Spool 3-Way, 2-Position

<b>Z</b>	<b>OPTIONS</b>
<b>N</b>	Non-adjustable 
<b>P</b>	Push Style Manual Override 